

BLACKMIRROR<sub>nano</sub>

TIMEMORE Black Mirror NANO ESPRESSO Coffee Scale

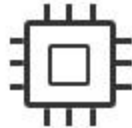
# SMALLER and MORE RESPONSIVE

Freely switch between three modes





Minimal design  
Easy to carry



High accuracy  
High response rate



Compatible  
Espresso or Pour-over



Three modes  
Switch freely



USB charging  
Continent and fast

**LED**

LED screen  
Hidden and Simple

# Minimalist Design in black and white

Elegant and Matt white

Deep and stable black TIMEMORE Aesthetic design  
creating an extraordinary Pour-over experience



## Tips:

Due to different colors of the digital panel, the effect of the light transmission through the display will be different and the black digital display is clearer than white.

# Mini size and Simple design

Small Size of 10cm, which is Compact and easy to carry, easy to view data from multiple angles and no more reading blocked by vessels

**10 cm**

Mini size

**230 g**

Lightweight

**36.5°**

Sloping display



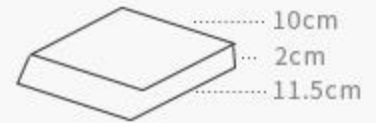


Super compact

Smaller enough to put it in your pocket

# 10x11.5x2cm mini body is even smaller than a regular mobile phone

TIMEMORE is committed to making it easier for everyone to enjoy coffee. 10X11.5x2cm mini size shows TIMEMORE's excellence and constant hard-work



# 0.1g Accurate measurement High accuracy and High response rate

Built in high-precision sensor, sensitive and fast data feedback

MIN **0.1g**

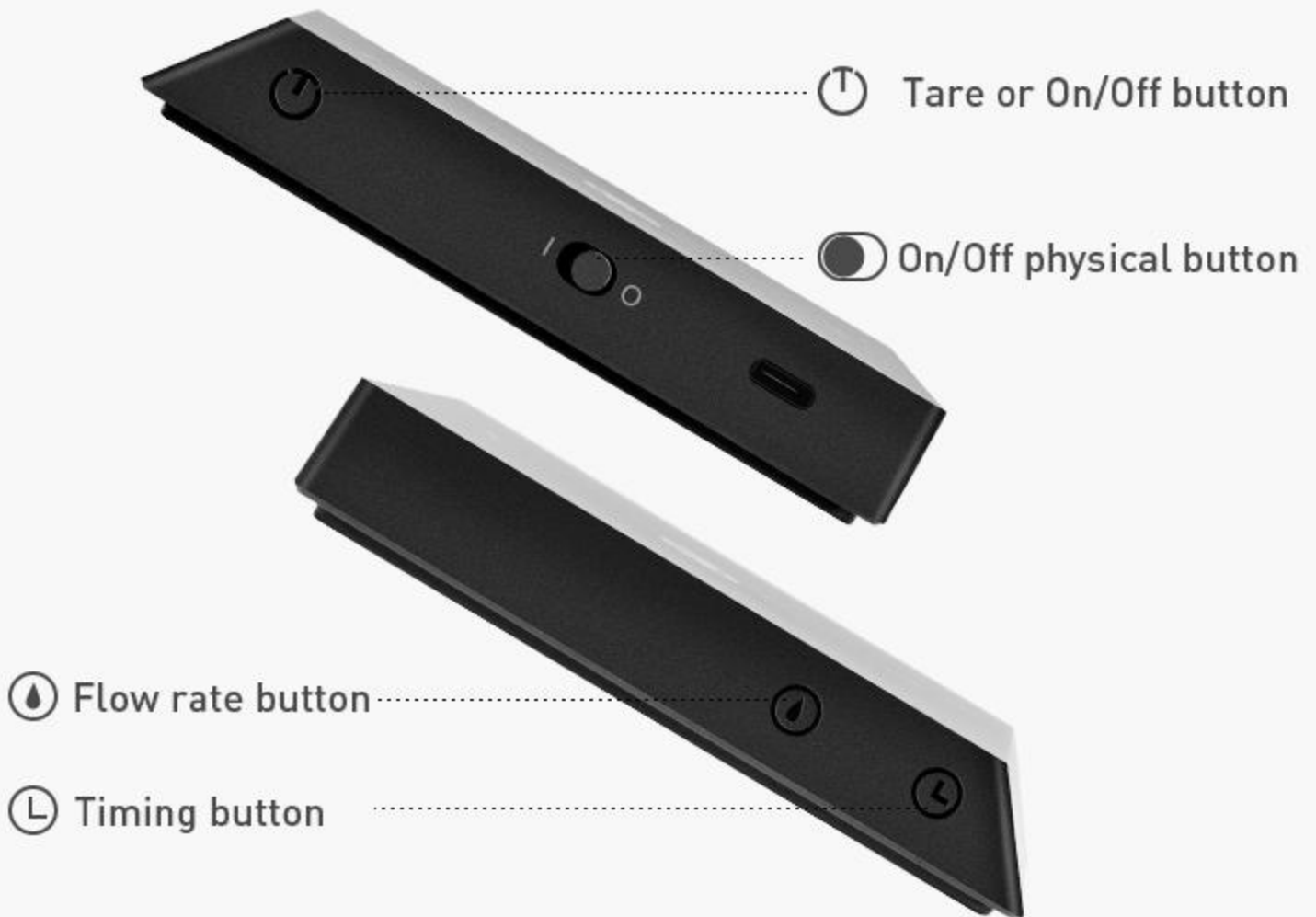
MAX **2kg**



## On/off physical button

# Save power and avoid touching by mistake

Buttons are on the left and right sides of the scale  
Clear key indication, easy to understand the operation





Three modes can be switched at will  
Espresso & Pour-over





## Espresso mode

When you start extraction, it tares automatically only when a cup is placed.

When it is detected a change of coffee liquid, it will record weight and time automatically. When it's over, the record will get ended automatically and the data will flash on the display.

### Remarks:

In Espresso mode, it will judge whether the flow rate meets the normal espresso extraction water standards. If the flow is too fast, auto-timing won't get started to correct your operation.



## Pour-over mode

When this mode is activated, put brewers on the scale and press the timer then it shows a 3-second countdown.

When the coffee liquid is detected, it will record weight and timing automatically.

When it's finished, the recording will get ended automatically and the data will flash on the display.



## Regular mode

Quick press the timer to start timing and long press to tare.

Quick press the power to tare and quick Flow rate button to show the flow rate during when current timing won't get paused.



▲ The flow rate display is available among 3 modes



### Flow rate display

Quick press the flow rate button to view the real-time stream speed on the scale

## Compact and Exquisite Available for a variety of Espresso machines

With long time effort and the Pursue the quality of excellence, we released Black Mirror Nano coffee scale which is available for both Espresso and Pour-over



# Accurate Pour over Extraction

The area of the surface is just right for pour-over brewers  
You can read data of water and flow rate on the side of the scale



# Type-C charging cable

Big power of built-in 900mAh lithium battery

Continuous use can last more than 15 hours



# Metal internal Structure Selected Solid material

Better structure for preciser performance

Aluminum alloy processed by CNC


Make the scale more stable and more accurate



Space aluminum  
metal




CNC processing




# Read easily and clearly on LED hidden screen with backlight

A whole piece of surface with minimal design.  
Make it easy to read data information at any time



Shutdown status

No data



Power-on status

Backlight display values

# Heat-proof, skid-proof and waterproof silicone pad

Keep it away from high temperature and water stains



## **Warning:**

Please keep the surface away from high temperature because it's acrylic material. Any violation may make it get cracked or damaged. When brewing, kindly use the silicone insulation pad to protect your scale please.



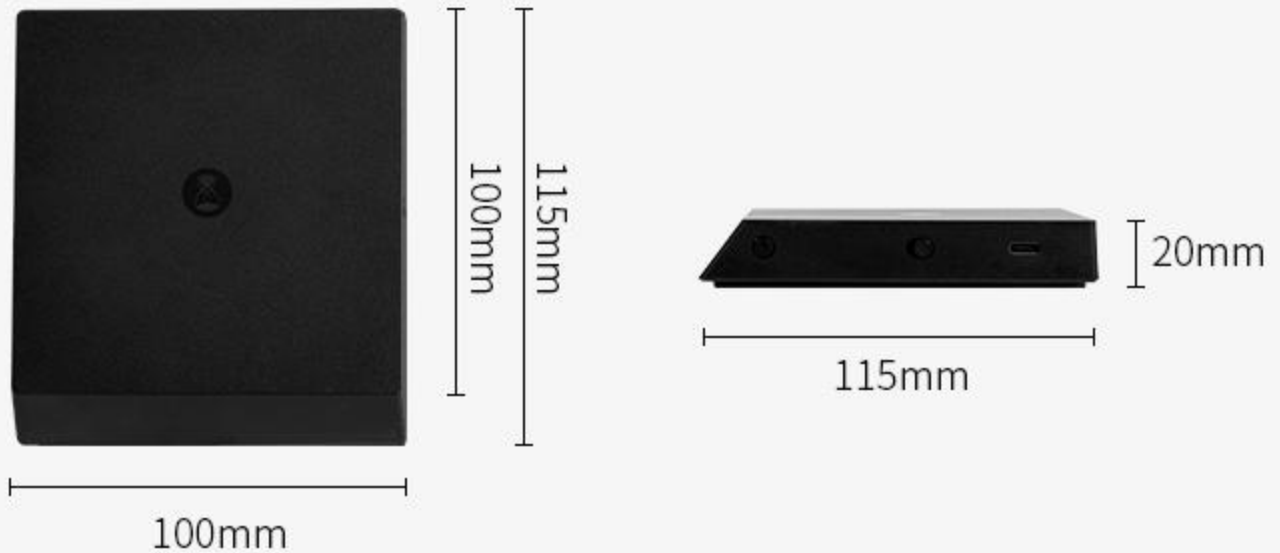
# Matte texture anti-scratch

The surface comes with a delicate matte texture, which ensures a comfortable hand feel while also keeps the scale without fingerprints or scratches




# Product parameters

<b>Name:</b> Black Mirror NANO Coffee Scale	
<b>Weight:</b> 230g	<b>Capacity:</b> Max 2kg
<b>Battery:</b> 900mAh	<b>Origin:</b> China
<b>Accuracy:</b> 0.1g	
<b>Accessories:</b> silicone pad, Type-C charging cable, manual	



BLACK MIRROR NANO

BLACK MIRROR BASIC+





02:00

200.0

VOLUME EIGHT

bimonthly maga...



00:30

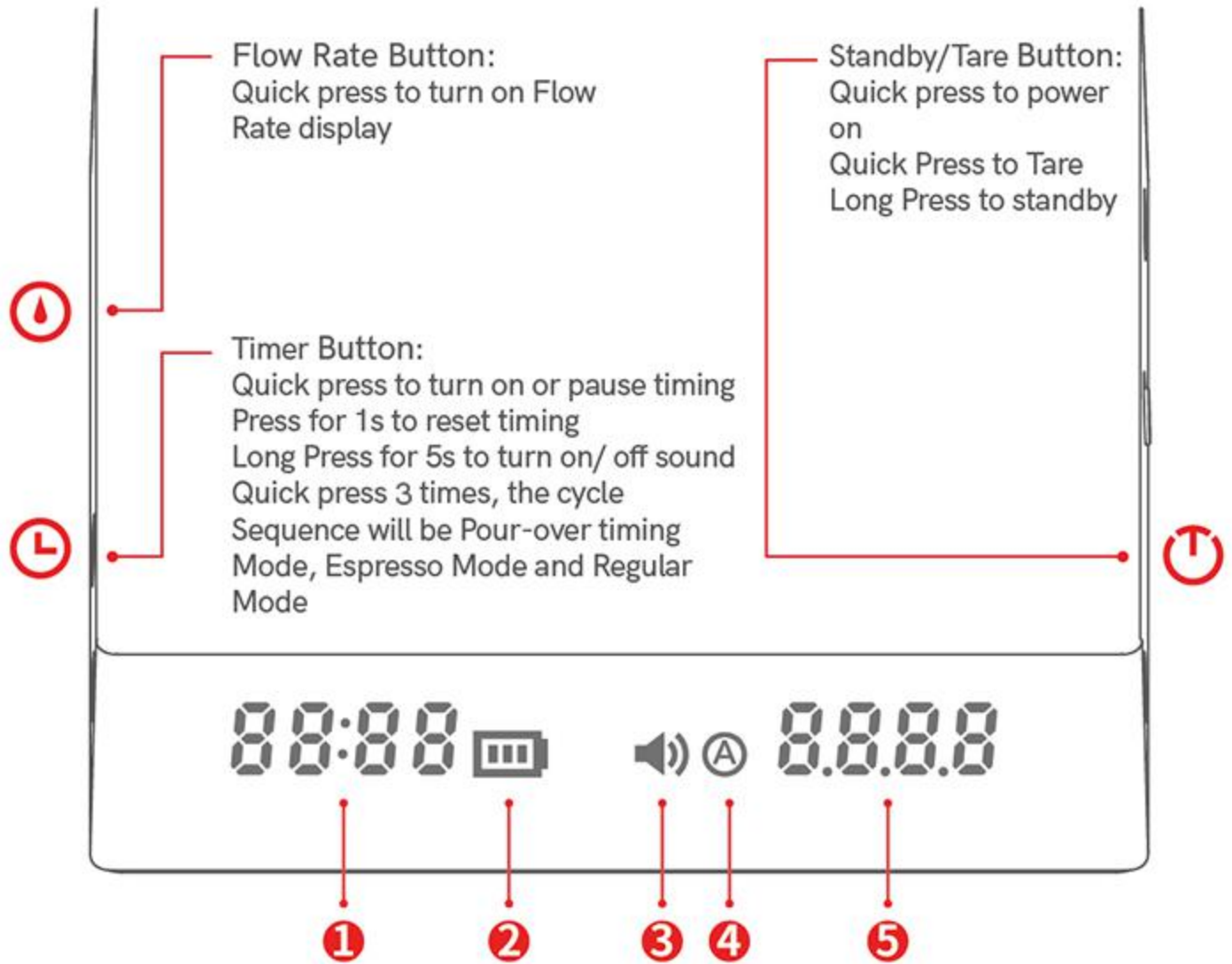


00



# MORE TIME FOR COFFEE LIFE

DESIGN AND CONTROL PANEL



## Display Introduction:

- 1** Timer/ Flow rate: To record time (Max. 59min 59s)  
To show flow rate (Max. 99.9g/s)
- 2** Battery indicator: Indicates the current power  
( please charge in time when power is low)
- 3** Sound indicator: Indicates the sound prompt is on
- 4** Auto timing mode indicator: indicates Auto timing mode is currently on
- 5** Weight: Max. 2kg

# MODE SWITCHING AND INSTRUCTIONS

## Regular Mode Must be in Regular Mode to turn on

The cycle Sequence will be Regular Mode, Pour-over timing Mode and Espresso Mode.

01



Put a brewer on the scale and saturate the paper filter. Turn it on and quick press to tare.

02



Add ground coffee to reach the desired weight.

03



Tare again and quick press the timer button. Now start to brew. The timer can help you control the timing of the bloom and pour. Quick press the flow rate button to check the flow rate without pausing the timer.

04



Total brewing time

Total weight of water

When brewing finishes, quick press the timer button to pause timing and the weighing panel will display your brewing data.



## Pour-over Timing Mode

Must be in Regular Mode to turn on

The cycle Sequence will be Regular Mode, Pour-over timing Mode and Espresso Mode.



Quick press the timer button 3 times until an audible beep and the Auto Timing Mode indicator lights up.



Place a brewer on the panel and add ground coffee. Then quick press the timer and wait for a 3-second countdown.



After the countdown is over, the weight value will auto-tare and you can start brewing. Timing starts as soon as the weight begins to change (the record is valid when more than 40s is recorded)



If the brewer is removed, the timer will stop and the brewing time will flash. At this time, if you put the brewer back and quick press the timer button, it will continue weighing and timing. Then you can quick press the timer button again to end recording. Long press the timer to enter standby mode.

## Espresso Timer Mode

Must be in Pour-over timing Mode to turn on

The cycle Sequence will be Regular Mode, Pour-over timing Mode and Espresso Mode.



Quick press the timer button 3 times to start Espresso Mode. The timer zone will display ESP.



The Auto-brewing mode indicator A will flash slowly for 1 second.



When you put a cup on the scale, it will tare automatically. When the scale detects coffee droplets landing in the cup, timing will start automatically.



When brewing is over and the cup is removed, timing and weighing both stop automatically and the recorded values will flash. The values will then automatically clear and return to the initial state of displaying ESP and 0.0.

# Note

1. DO NOT use a quick charger. DO use a 5V/1A charger.
2. Place the scale on a horizontal and smooth surface.
3. Do not attempt to weigh while charging.
4. This device is powered by a lithium battery. DO NOT wait until the scale battery dies to charge it, instead, charge it in time after you use it.
5. When timing is off, the scale will shut down automatically after 3 minutes.
6. Only the scale surface is waterproof. DO NOT get liquid in the gap between the shell and charging port.
7. Uninstalling internal equipment will void the warranty.
8. This device is 1 year limited warranty. Dismantling or man-made damage is not included.
9. This scale is an accessory for coffee brewing only and is not legal for trade.